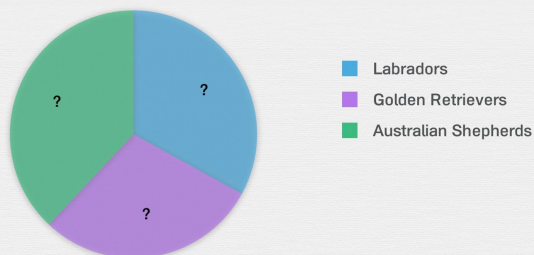




Pie Charts

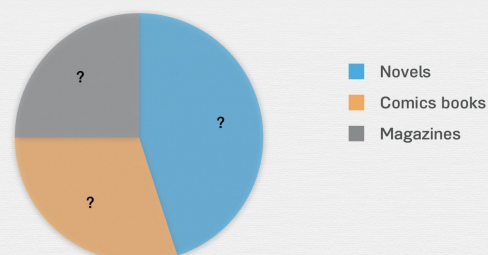
Label the pie charts with the correct percentages

Christopher raises seeing-eye dogs. 33% of his dogs are Labradors, 29% are Golden Retrievers and 38% are Australian Shepherds.



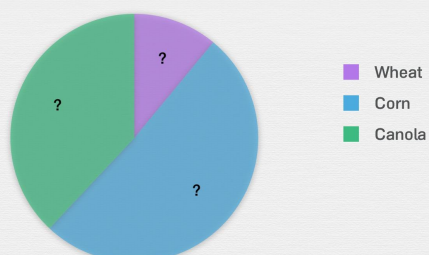
29% 33% 38%

Pierre's library is filled to the brim! 45% of his books are novels, 30% are comic books, and 25% are magazines.



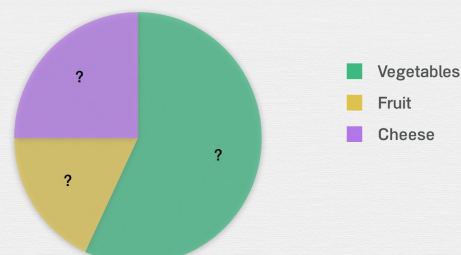
25% 30% 45%

Mr. Louis is a farmer. 11% of his crops are wheat, 51% are corn, and 38% are canola.



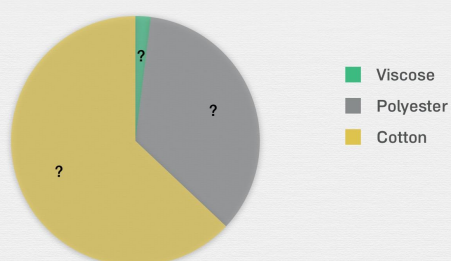
11% 38% 51%

Natalie went to the market. In her basket there are 57% vegetables, 18% fruit, and 25% cheese.



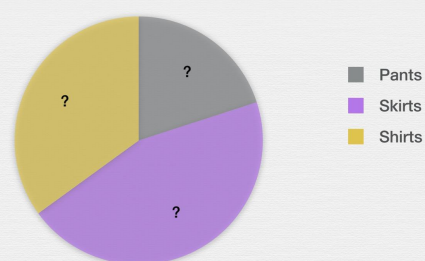
18% 25% 57%

Julia bought a sweater. It is made out of 2% viscose, 35% polyester, and 63% cotton.



2% 35% 63%

In Julia's closet there are 20% pants, 45% skirts, and 35% shirts.



20% 35% 45%