

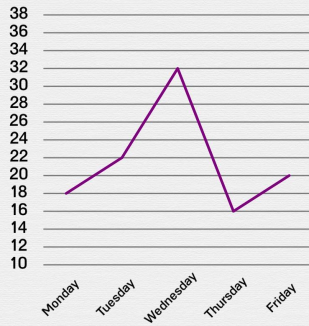
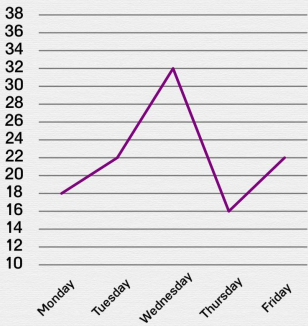


Line Graphs

Circle the line graph that matches the table

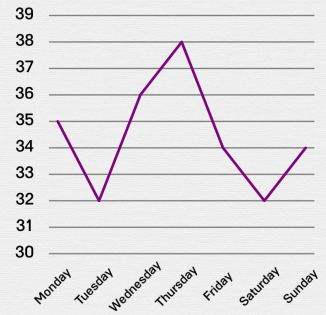
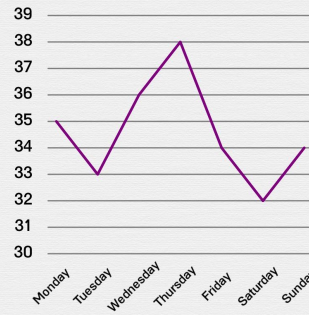
Number of Trees Cut Down by Days of the Week

Monday	Tuesday	Wednesday	Thursday	Friday
18	22	32	16	20



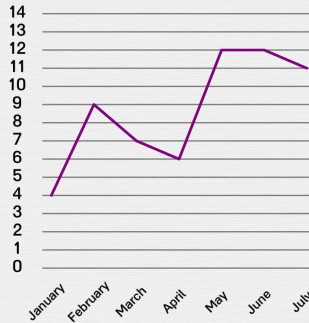
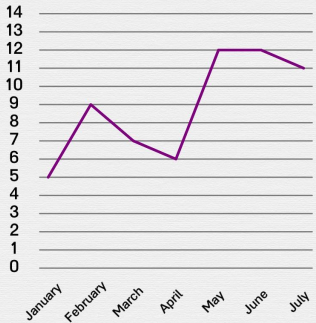
Number of Sandwiches Sold by Days of the Week

Monday	Tuesday	Wednesday	Thursday	Friday	Saturday	Sunday
35	33	36	38	34	32	34



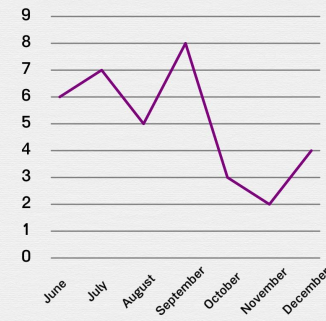
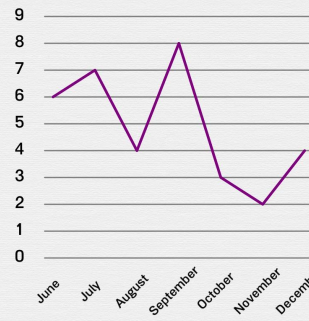
Number of Bike Rides by Month

January	February	March	April	May	June	July
5	9	7	6	12	12	11



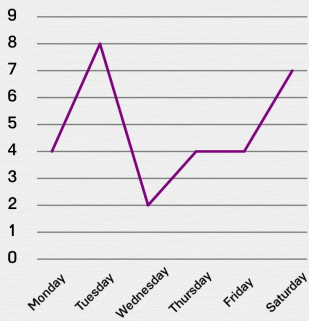
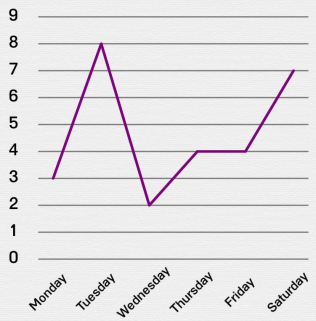
Number of Times Marion Went to the Swimming Pool, by Month

June	July	August	September	October	November	December
6	7	5	8	3	2	4



Number of Calls Received by Days of the Week

Monday	Tuesday	Wednesday	Thursday	Friday	Saturday
3	8	2	4	4	7



Number of Candies Bought by Days of the Week

Monday	Tuesday	Wednesday	Thursday	Friday	Saturday
2	4	3	1	7	6

